

SISTEMI DI PROTEZIONE PER CAVI ELETTRICI

*Systems for electrical cables protection*

linea metallica



ACCESSORI

# EURO 2000



*Accessories*



# Gestione dei componenti sciolti

## Loose components management



**EURO2000 la prima nella tecnica dell'intercambiabilità dei componenti**  
**EURO2000 the first one in the technique of components's interchangeability**



**Raccordo innesto rapido  
maschio, femmina e tubo/tubo**  
*Quick-coupling fitting male,  
female and tube/tube*



**Raccordo standard  
per tubi flessibili**  
*Standard fitting for  
flexible conduits*



**Raccordo innesto  
rapido tubo/guaina**  
*Quick-coupling fitting  
tube/conduit*



**Raccordo per connettore  
circolare a norma MIL**  
*Connector fitting  
according to MIL norm*



**Raccordo pressacavo  
per tubi flessibili**  
*Cable gland fitting  
for flexible conduits*



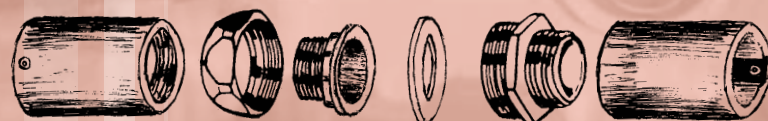
**Pressacavi  
in ottone**  
*Brass  
cable glands*



**Raccordo pressacavo  
terminale per tubi rigidi TZR**  
*Cable gland fitting  
for rigid tubes TZR*



**Raccordo pressacavo  
per tubi rigidi TZR**  
*Quick-coupling fitting  
for rigid tubes TZR*



**Raccordi di giunzione  
per tubi TZR**  
*Special quick-coupling fitting  
for tubes TZR*

**Richiedere lo scorrevole per la ricerca dei codici per l'assemblaggio**  
*Require the flowing flyer to search for the assembling codes*




# Componenti sciolti

per il sistema ISO METRICO modulare

## Loose components

for the ISO METRIC modular system



### Settori di Impiego / Areas of application



Codice dado Nut code	Codice anello Ring code	Codice virola Ferrule code	Codice dado pressacavo Nut cable gland code	Codice rondella Washer code	Codice gommino Rubber code	Tubo Conduit		Confezione Package	Codice flangia Flange code	Tubo TZR Pipe TZR		Confezione Package
						Ø int. mm	N° pz.			Ø mm	N° pz.	
29021	AB210	30011	29071	34051	34001	10,0	200	-	-	-	-	
29022	AB212	30012	29072	34052	34002	12,0	200	-	-	-	-	
29023	AB216	30013	29073	34053	34003	15,5	150	28060	16,0	200	-	
29024	AB221	30014	29074	34054	34004	20,5	100	28061	20,0	150	-	
29025	AB227	30015	29075	34055	34005	26,5	75	28062	25,0	100	-	
29026	AB235	30016	29076	34056	34006	34,5	50	28063	32,0	50	-	
29027	AB240	30017	29077	34057	34007	39,5	25	28064	40,0	25	-	
29028	AB250	30018	29078	34058	34008	50,5	10	28065	50,0	10	-	

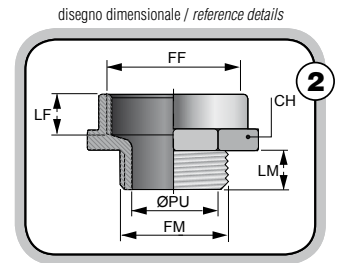
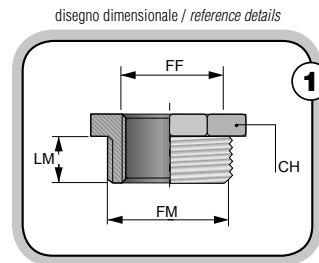
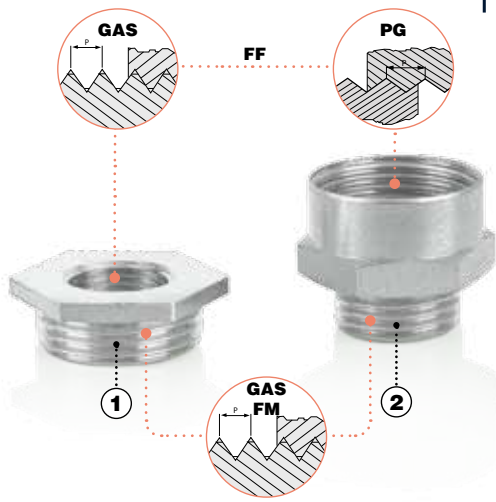
Codice corpo Body's code	Filetto Thread ISO	Tubo Conduit		Confezione Package	Codice calotte per connettori Caps code for connectors	Filetto norme Thread norms MIL	Tubo Conduit		Codice calotte per connettori Caps code for connectors	Filetto norme Thread norms MIL	Tubo Conduit		Confezione Package
		Ø int. mm	N° pz.				Ø int. mm	N° pz.			Ø int. mm	N° pz.	
21030	12*1,5	10,0	200	21151	3/4" - 20 UNEF	10,0	100	21162	1" 3/8 - 18 UNEF	26,5	50		
21031	16*1,5	10,0	200	21152	3/4" - 20 UNEF	12,0	100	21163	1" 5/8 - 18 UNEF	20,5	50		
21032	16*1,5	12,0	200	21153	7/8" - 20 UNEF	12,0	100	21164	1" 5/8 - 18 UNEF	26,5	20		
21033	20*1,5	12,0	200	21154	7/8" - 20 UNEF	15,5	50	21165	1" 7/8 - 16 UNEF	26,5	20		
21134	16*1,5	15,5	150	21155	1" - 20 UNEF	12,0	100	21166	1" 7/8 - 16 UNEF	34,5	20		
21034	20*1,5	15,5	150	21156	1" - 20 UNEF	15,5	50	21167	2" 1/6 - 16 UNEF	26,5	20		
21144	25*1,5	15,5	150	21157	1" 1/8 - 18 UNEF	15,5	50	21168	2" 1/6 - 16 UNEF	34,5	20		
21135	20*1,5	20,5	100	21158	1" 1/8 - 18 UNEF	20,5	50	21169	2" 1/6 - 16 UNEF	39,5	10		
21035	25*1,5	20,5	100	21159	1" 1/4 - 18 UNEF	15,5	50	21170	2" 5/6 - 16 UNEF	34,5	8		
21136	25*1,5	26,5	75	21160	1" 1/4 - 18 UNEF	20,5	50	21171	2" 5/6 - 16 UNEF	39,5	8		
21036	32*1,5	26,5	75	21161	1" 3/8 - 18 UNEF	20,5	50	21172	2" 5/6 - 16 UNEF	50,5	8		
21137	40*1,5	26,5	75										
21037	40*1,5	34,5	50										
21138	40*1,5	39,5	25										
21038	50*1,5	39,5	25										
21139	50*1,5	50,5	10										
21039	63*1,5	50,5	10										

Consegna in 20 giorni lavorativi / Delivery in 20 working days

Accessori tipo / Accessories type

# Riduzioni GAS-GAS/GAS-PG

Reducers GAS-GAS/GAS-PG



### Settori di Impiego / Areas of application



### Caratteristiche / Characteristics:

Una vasta gamma di accessori in ottone nichelato per utilizzare al meglio la nostra raccorderia, per risolvere i più disparati problemi di accoppiamento dei filetti, che possono presentarsi durante l'operatività giornaliera sugli impianti

A great variety of accessories made of nickel-brass to exploit at maximum level our fittings and to solve the great deal of combinations that can occur during the daily work on installations

### Riduzioni GAS maschio/GAS femmina Reducers GAS male/GAS female

Caratteristiche comuni per entrambi i prodotti  
Common features for both products

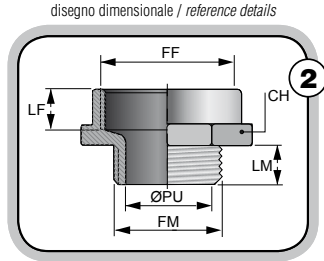
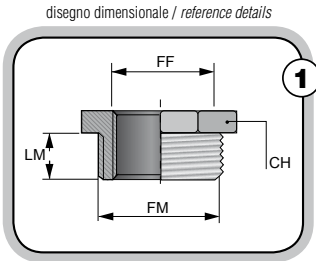
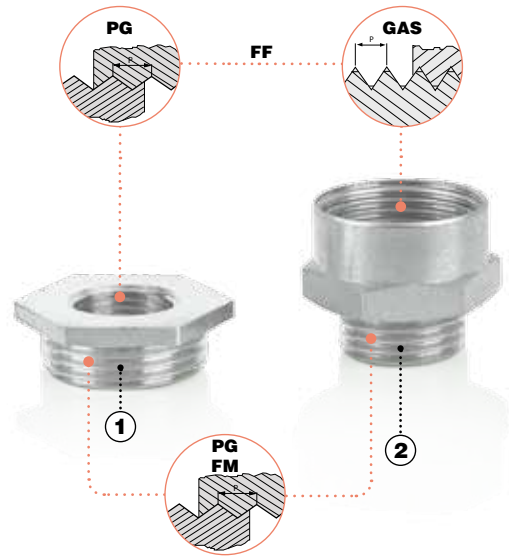
### Riduzioni GAS maschio/PG femmina Reducers GAS male/PG female

Codice Code	Figura Image	Filetto maschio Male thread		Filetto femmina Female thread		Esagono Hexagon CH	LM	LF	Ø PU	Confezione Package	Codice Code	Figura Image	Filetto maschio Male thread		Filetto femmina Female thread	
		GAS ISO 228 FM	GAS ISO 228 FF	GAS ISO 228 FM	PG DIN 40430 FF											
60001	1	1/4"	1/8"	20	6,0	7,0	9,5	50	60051	2	1/4"	7				
60002	2	1/4"	3/8"	20	6,0	7,0	9,5	50	60052	2	1/4"	9				
60003	1	3/8"	1/4"	20	6,0	7,0	13,0	50	60053	2	3/8"	9				
60000	2	1/4"	1/2"	24	7,0	8,0	9,5	50	-	-	-	-				
60004	2	3/8"	1/2"	24	6,0	9,0	13,0	50	60054	2	3/8"	11				
60005	1	1/2"	1/4"	24	8,0	7,0	16,5	50	60055	2	1/2"	11				
60006	1	1/2"	3/8"	24	8,0	7,0	16,5	50	60056	2	1/2"	13,5				
60007	2	1/2"	3/4"	30	8,0	9,0	16,5	50	60057	2	1/2"	16				
60008	1	3/4"	3/8"	30	8,0	-	-	50	60058	1	3/4"	13,5				
60009	1	3/4"	1/2"	30	8,0	-	-	50	60059	1	3/4"	16				
60010	2	3/4"	1"	35	8,0	9,0	21,5	50	60060	2	3/4"	21				
60011	1	1"	1/2"	35	11,0	-	-	25	60061	1	1"	21				
60012	1	1"	3/4"	35	11,0	9,0	27,5	25	60062	2	1"	29				
60013	2	1"	1" 1/4	45	11,0	12,0	27,5	10	-	-	-	-				
60019	1	1" 1/4	3/4"	45	11,0	-	-	10	-	-	-	-				
60014	1	1" 1/4	1"	45	11,0	-	-	10	60063	1	1" 1/4	29				
60015	2	1" 1/4	1" 1/2	51	11,0	12,0	35,0	10	60064	2	1" 1/4	36				
60020	1	1" 1/2	1"	51	11,0	-	-	5	-	-	-	-				
60016	1	1" 1/2	1" 1/4	51	11,0	12,0	42,0	5	60065	2	1" 1/2	36				
60017	2	1" 1/2	2"	64	11,0	12,0	42,0	5	60066	2	1" 1/2	42				
60021	1	2"	1"	64	11,0	-	-	5	-	-	-	-				
60018	1	2"	1" 1/2	64	11,0	-	-	5	60067	1	2"	42				
-	-	-	-	64	11,0	12,0	52,0	5	60068	2	2"	48				

Caratteristiche comuni per entrambi i prodotti  
Common features for both products

# Riduzioni PG-PG/PG-GAS

Reducers PG-PG/PG-GAS



Settori di Impiego / Areas of application



**Caratteristiche / Characteristics:**

Una vasta gamma di accessori in ottone nichelato per utilizzare al meglio la nostra raccorderia, per risolvere i più disparati problemi di accoppiamento dei filetti, che possono presentarsi durante l'operatività giornaliera sugli impianti

A great variety of accessories made of nickel-brass to exploit at maximum level our fittings and to solve the great deal of combinations that can occur during the daily work on installations

Riduzioni PG maschio/PG femmina  
Reducers PG male/PG female


Caratteristiche comuni per entrambi i prodotti  
Common features for both products

Riduzioni PG maschio/GAS femmina  
Reducers PG male/GAS female

Codice Code	Figura Image	Filetto maschio Male thread PG DIN 40430 FM	Filetto femmina Female thread PG DIN 40430 FF	Esagono Hexagon CH	LM	LF	Ø PU	Confezione Package N° pz.	Codice Code	Figura Image	Filetto maschio Male thread PG DIN 40430 FM	Filetto femmina Female thread GAS ISO 228 FF
-	-	-	-	20	6,0	7,0	9,5	50	60151	2	7	1/4"
60101	1	9	7	20	6,0	7,0	12,0	50	60152	2	9	1/4"
60102	2	9	11	20	6,0	7,0	12,0	50	60153	2	9	3/8"
60103	2	9	13,5	20	6,0	7,0	12,0	50	-	-	-	-
60104	1	11	7	20	6,0	-	-	50	60154	1	11	1/4"
60105	1	11	9	20	6,0	7,0	15,0	50	60155	2	11	3/8"
60106	2	11	13,5	24	6,0	9,0	15,0	50	60156	2	11	1/2"
60107	2	11	16	24	6,0	7,0	15,0	50	-	-	-	-
60108	1	13,5	9	24	6,0	-	-	50	60157	1	13,5	1/4"
60109	1	13,5	11	24	6,0	-	-	50	60158	1	13,5	3/8"
60110	2	13,5	16	24	6,0	9,0	16,5	50	60159	2	13,5	1/2"
-	-	-	-	30	6,0	9,0	16,5	50	60160	2	13,5	3/4"
60111	2	16	13,5	24	6,0	7,0	19,0	50	60161	1	16	1/4"
-	-	-	-	24	6,0	-	-	50	60162	1	16	3/8"
-	-	-	-	24	8,0	9,0	19,0	50	60163	2	16	1/2"
60112	2	16	21	30	8,0	9,0	19,0	50	60164	2	16	3/4"
60113	1	21	13,5	30	8,0	-	-	50	60165	1	21	1/2"
60114	1	21	16	30	8,0	9,0	24,5	25	60166	2	21	3/4"
60115	2	21	29	41	8,0	9,0	24,5	25	60167	2	21	1"
60116	1	29	21	41	8,0	-	-	25	60168	1	29	3/4"
-	-	-	-	41	8,0	-	-	25	60169	1	29	1"
60117	2	29	36	51	11,0	12,0	33,0	10	60170	2	29	1" 1/4
60118	1	36	29	51	11,0	-	-	5	60171	1	36	1" 1/4
60119	2	36	42	58	11,0	12,0	42,0	5	60172	2	36	1" 1/2
60120	1	42	36	65	11,0	-	-	5	60173	1	42	1" 1/2
60121	2	42	48	65	11,0	12,0	50,0	5	60174	2	42	2"
60122	1	48	42	65	11,0	-	-	5	60175	1	48	1" 1/2
-	-	-	-	65	11,0	12,0	52,0	5	60176	2	48	2"

Caratteristiche comuni per entrambi i prodotti  
Common features for both products

Accessori tipo / Accessories type

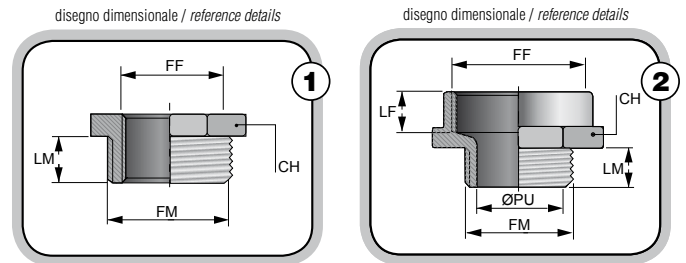


# Riduzioni

## ISO-GAS/ISO-PG/PG-ISO/ISO-ISO

### Reductions

ISO-GAS/ISO-PG/PG-ISO/ISO-ISO



### Settori di Impiego / Areas of application



### Caratteristiche / Characteristics:

Una vasta gamma di accessori in ottone nichelato per utilizzare al meglio la nostra raccorderia, per risolvere i più disparati problemi di accoppiamento dei filetti, che possono presentarsi durante l'operatività giornaliera sugli impianti

A great variety of accessories made of nickel-brass to exploit at maximum level our fittings and to solve the great deal of combinations that can occur during the daily work on installations

### Riduzioni ISO maschio/GAS femmina

Reducers ISO male/GAS female

Caratteristiche comuni per entrambi i prodotti  
Common features for both products

### Riduzioni ISO maschio/PG femmina

Reducers ISO male/PG female

Codice Code	Figura Image	Filetto maschio Male thread	Filetto femmina Female thread	Esagono Exagon CH	LM	LF	Ø PU	Confezione Package	Codice Code	Figura Image	Filetto maschio Male thread	Filetto femmina Female thread
		METRICO ISO R68 FM	GAS ISO 228 FF								METRICO ISO R68 FM	PG DIN 40430 FF
60201	1	M20*1,5	3/8"	24,0	8,0	-	-	50	60210	2	M20*1,5	11
60202	2	M20*1,5	1/2"	24,0	7,0	8,0	16,5	50	-	-	-	-
-	-	-	-	30,0	7,0	8,0	16,5	50	60226	2	M20*1,5	21
60203	1	M25*1,5	1/2"	30,0	8,0	-	-	50	60211	1	M25*1,5	13,5
60248	1	M25*1,5	3/8"	30,0	8,0	-	-	50	-	-	-	-
61202	2	M20*1,5	3/4"	30,0	8,0	-	-	50	60227	1	M25*1,5	16
60204	1	M32*1,5	3/4"	35,0	8,0	-	-	25	60212	1	M32*1,5	21
60200	1	M32*1,5	1"	35,0	8,0	-	-	25	-	-	-	-
60205	1	M40*1,5	1"	45,0	11,0	-	-	10	60213	2	M40*1,5	29
60206	2	M40*1,5	1 1/4"	45,0	11,0	11,0	34,5	10	-	-	-	-
-	-	-	-	52,0	11,0	-	-	10	60228	1	M50*1,5	29
60207	1	M50*1,5	1 1/4"	50,0	11,0	-	-	10	60214	2	M50*1,5	36
60208	2	M50*1,5	1 1/2"	50,0	11,0	11,0	45,0	5	-	-	-	-
-	-	-	-	60,0	11,0	11,0	45,0	10	60247	2	M50*1,5	42
-	-	-	-	65,0	11,0	-	-	5	61217	1	M63*1,5	48

### Riduzioni PG maschio/ISO femmina

Reducers PG male/ISO female

### Riduzioni ISO maschio/ISO femmina

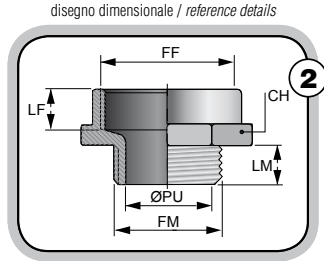
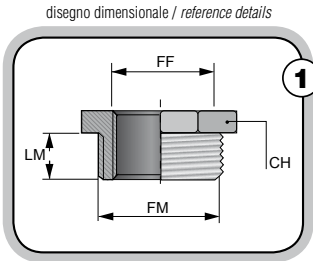
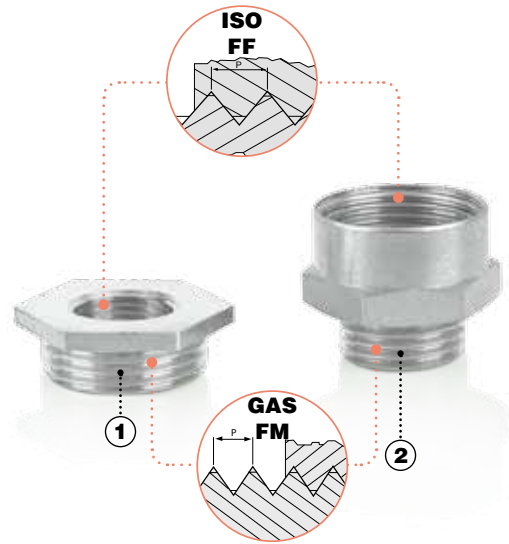
Reducers ISO male/ISO female

Codice Code	Figura Image	Filetto maschio Male thread	Filetto femmina Female thread	Esagono Exagon CH	LM	LF	Ø PU	Confezione Package	Codice Code	Figura Image	Filetto maschio Male thread	Filetto femmina Female thread
		PG DIN 40430 FM	METRICO ISO R68 FF								METRICO ISO R68 FM	METRICO ISO R68 FF
60250	2	11	M16*1,5	20,0	6,0	6,0	15,0	50	-	-	-	-
-	-	-	-	20,0	6,0	-	-	50	61219	1	M16*1,5	M12*1,5
60251	1	13,5	M16*1,5	24,0	8,0	-	-	50	60220	1	M20*1,5	M16*1,5
60252	2	13,5	M20*1,5	24,0	7,0	8,0	16,5	50	-	-	-	-
60253	2	16	M20*1,5	24,0	7,0	8,0	19,0	50	-	-	-	-
-	-	-	-	30,0	8,0	-	-	50	61221	1	M25*1,5	M12*1,5
-	-	-	-	30,0	8,0	-	-	50	61220	1	M25*1,5	M16*1,5
60254	2	16	M25*1,5	30,0	8,0	8,0	17,5	50	60221	1	M25*1,5	M20*1,5
60255	1	21	M25*1,5	35,0	8,0	-	-	25	60222	1	M32*1,5	M25*1,5
60256	1	29	M32*1,5	40,0	11,0	-	-	10	60223	1	M40*1,5	M32*1,5
60257	1	36	M40*1,5	50,0	11,0	-	-	10	60224	1	M50*1,5	M40*1,5
-	-	-	-	60,0	11,0	11,0	34,5	5	60267	2	M40*1,5	M50*1,5
-	-	-	-	65,0	11,0	-	-	5	60268	1	M63*1,5	M40*1,5
-	-	-	-	68,0	11,0	-	-	5	60265	1	M63*1,5	M50*1,5

Caratteristiche comuni per entrambi i prodotti  
Common features for both products

# Riduzioni GAS-ISO

Reducers GAS-ISO



Settori di Impiego / Areas of application



**Caratteristiche / Characteristics:**

Una vasta gamma di accessori in ottone nichelato per utilizzare al meglio la nostra raccorderia, per risolvere i più disparati problemi di accoppiamento dei filetti, che possono presentarsi durante l'operatività giornaliera sugli impianti

A great variety of accessories made of nickel-brass to exploit at maximum level our fittings and to solve the great deal of combinations that can occur during the daily work on installations

Riduzioni GAS maschio/ISO femmina

Reducers GAS male/ISO female

Codice Code	Figura Image	Filetto maschio Male thread GAS ISO 228 FM	Filetto femmina Female thread METRICO ISO R68 FF	Esagono Hexagon CH	LM	LF	Passaggio utile Cable diameter Ø PU	Confezione Package
				mm	mm	mm	mm	N° pz.
60230	2	1/4"	M16*1,5	20	6,0	6,0	9,0	50
60231	2	3/8"	M16*1,5	20	6,0	6,0	9,0	50
60232	2	3/8"	M20*1,5	24	7,0	8,0	13,0	50
60233	1	1/2"	M16*1,5	24	8,0	-	-	50
60234	2	1/2"	M20*1,5	24	7,0	8,0	16,5	50
60235	2	1/2"	M25*1,5	30	7,0	8,0	16,5	50
60236	2	1/2"	M32*1,5	35	7,0	8,0	16,5	25
60237	1	3/4"	M20*1,5	30	8,0	-	-	50
60238	2	3/4"	M25*1,5	30	7,0	8,0	21,5	50
60239	2	3/4"	M32*1,5	35	7,0	8,0	21,5	25
60240	1	1"	M25*1,5	35	8,0	-	-	25
60241	2	1"	M32*1,5	35	7,0	8,0	27,5	25
60242	2	1"	M40*1,5	45	11,0	11,0	27,5	10
60243	1	1"1/4	M32*1,5	45	11,0	-	-	10
60244	2	1"1/4	M40*1,5	45	11,0	11,0	36,0	10
60245	2	1"1/2	M40*1,5	50	11,0	11,0	42,0	5
60246	2	1"1/2	M50*1,5	55	11,0	11,0	42,0	5

Accessori tipo / Accessories type

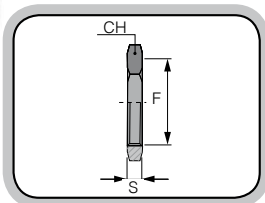


# Ghiere, Tappi e Manicotti

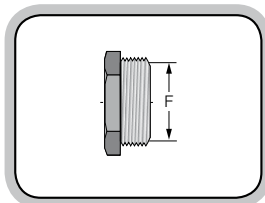
## Locknuts, Plugs and Couplings



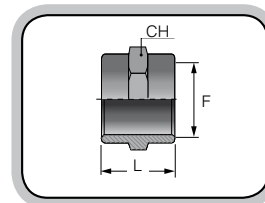
disegno dimensionale / reference details



disegno dimensionale / reference details



disegno dimensionale / reference details



### Settori di Impiego / Areas of application



### Caratteristiche / Characteristics:

Una vasta gamma di accessori in ottone nichelato per utilizzare al meglio la nostra raccorderia, per risolvere i più disparati problemi di accoppiamento dei filetti, che possono presentarsi durante l'operatività giornaliera sugli impianti

A great variety of accessories made of nickel-brass to exploit at maximum level our fittings and to solve the great deal of combinations that can occur during the daily work on installations

### Ghiere di bloccaggio GAS PG ISO Locknuts GAS PG ISO

Codice Code	Filetto Thread GAS ISO 228 F	Codice Code	Filetto Thread PG DIN 40430 F	Codice Code	Filetto Thread METRICO ISO R68 F	Esagono Hexagon	Spessore Thickness	Confezione Package
						CH	S	N° pz.
						mm	mm	
60301	1/4"	60311	7	60330	M12*1,5	15	4,0	100
60302	3/8"	60312	9	60321	M16*1,5	20	4,0	100
-	-	60313	11	-	-	20	4,0	100
60303	1/2"	60314	13,5	60322	M20*1,5	24	4,0	100
-	-	60315	16	-	-	24	4,0	100
60304	3/4"	60316	21	60323	M25*1,5	30	5,0	50
60305	1"	-	-	60324	M32*1,5	35	5,0	50
-	-	60317	29	-	-	40	5,0	50
60306	1" 1/4	-	-	60325	M40*1,5	45	5,0	25
60307	1" 1/2	60318	36	-	-	52	5,0	25
-	-	60319	42	60326	M50*1,5	60	6,0	25
60308	2"	60320	48	-	-	65	6,0	10

### Tappi GAS PG ISO Plugs GAS PG ISO

Codice Code	Filetto Thread GAS ISO 228 F	Codice Code	Filetto Thread PG DIN 40430 F	Codice Code	Filetto Thread METRICO ISO R68 F	Confezione Package
						N° pz.
60501	1/4"	60521	7	60538	M12*1,5	50
60502	3/8"	60522	9	60531	M16*1,5	50
60503	1/2"	60523	11	60532	M20*1,5	50
60504	3/4"	60524	13,5	60533	M25*1,5	50
60505	1"	60525	16	60534	M32*1,5	25
60506	1" 1/4	60526	21	60535	M40*1,5	10
60507	1" 1/2	60527	29	60536	M50*1,5	5
60508	2"	60528	36	60537	M63*1,5	5
-	-	60529	42	-	-	5
-	-	60530	48	-	-	5

### Manicotti GAS ISO Sleeve Couplings GAS ISO

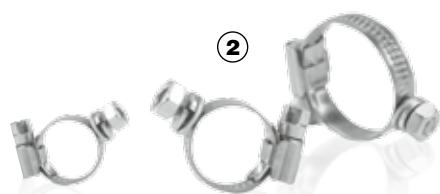
Codice Code	Filetto Thread GAS ISO 228 F	Esagono Hexagon CH	L	Codice Code	Filetto Thread METRICO ISO R68 F	Esagono Hexagon CH	L	Confezione Package
								N° pz.
		mm	mm			mm	mm	
60401	1/4"	15	19,0	60443	M16*1,5	18	26,0	50
60402	3/8"	20	19,0	60444	M20*1,5	22	28,0	50
60403	1/2"	24	19,0	60445	M25*1,5	27	32,0	50
60404	3/4"	30	19,0	60446	M32*1,5	35	32,0	25
60405	1"	35	19,0	60447	M40*1,5	48	34,0	10
60406	1" 1/4	45	35,0	60448	M50*1,5	56	34,0	5
60407	1" 1/2	52	35,0	60449	M63*1,5	70	36,0	5
60408	2"	65	35,0	-	-	-	-	5

# Dadi e Fascette MT

## Nuts and Hose Clamps MT

# Golfari e Cavallotti

## Fixing Clips and U-Bolt



### Settori di Impiego / Areas of application



### Caratteristiche / Characteristics:

**Dadi per raccordi in ottone nichelato e fascette in acciaio zincato con prigioniero M6\*10 saldato sul piano per la messa a terra. Completo di rondella piana, grower e dado di serraggio**

*Nut for nickel-plated brass fittings and clamps in steel galvanized with screw prisoner M6\*10 welded on esagonal plane for earth. They are completed of plane washer, grower and nut for locking*

Dadi per raccordi con vite di messa a terra  
Nuts for fittings with screw to earth

Fascette con vite di messa a terra  
Hose clamps with screw to earth

①	Codice Code	Corpo Body	CH	Confezione Package
				N° pz.
	29021 MT	10	22	50
	29022 MT	12	26	50
	29023 MT	16	29	50
	29024 MT	21	35	25
	29025 MT	27	45	25
	29026 MT	35	54	10
	29027 MT	40	62	10
	29028 MT	51	77	1

②	Codice Code	Tubo Conduit	Confezione Package
		mm	N° pz.
	62010	10 - 17	100
	62012	12 - 20	100
	62015	15 - 25	100
	62020	20 - 32	100
	62025	25 - 45	50
	62032	32 - 50	50
	62040	40 - 60	50
	62050	50 - 70	50
	62060	60 - 80	50

### Caratteristiche / Characteristics:

**Golfari e cavallotti sono costruiti in acciaio zincato e servono per il fissaggio dei tubi sia metallici che in PVC**

*Fixing clips and U-Bolts are made of galvanized steel and are useful to fix conduits both metal and PVC*

Golfari fissatubo  
Fixing Clips

Cavallotti  
U-Bolt

③	Codice Code	Tubo Conduit	Confezione Package
		mm	N° pz.
	60901	7 - 10	10
	60902	10 - 14	10
	60903	13 - 17	10
	60904	17 - 21	10
	60905	21 - 26	10
	60906	28 - 34	10
	60907	37 - 44	10
	60908	48 - 55	10
	60909	57 - 64	1
	60910	70 - 79	1

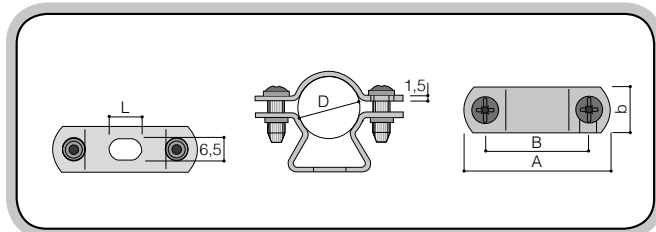
④	Codice Code	Tubo Conduit	Confezione Package
		mm	N° pz.
	TZRU16	3/8"	100
	TZRU20	1/2"	50
	TZRU25	3/4"	50
	TZRU32	1"	50
	TZRU40	1 1/4"	50
	TZRU50	1 1/2"	50
	TZRU60	2"	30

# Collari fissatubi TZR/TXR

Clip collars conduit TZR/TXR



disegno dimensionale / reference details



### Settori di Impiego / Areas of application



### Caratteristiche / Characteristics:

I collari TZR/TXR sono costruiti in acciaio zincato o INOX AISI 304. Servono per il fissaggio a parete dei tubi sia metallici che in PVC

The clip collars TZR/TXR are made of galvanised or STAINLESS STEEL AISI 304. They are used for fixing of metal or PVC conduits on walls

### Collari in acciaio zincato TZR

Clip collars galvanised steel TZR



Codice zincato Galvanised Code	Tubo Conduit Ø	A	B	D	L	b	Confezione Package
	mm	mm					N° pz.
<b>TZR 16</b>	16,0	42,0	28	16	9	15	100
<b>TZR 20</b>	20,0	51,0	37	22	10	15	75
<b>TZR 25</b>	25,0	57,0	42	28	10	15	50
<b>TZR 32</b>	32,0	70,0	54	38	10	15	40
<b>TZR 40</b>	40,0	70,0	54	38	10	15	40
<b>TZR 50</b>	50,0	87,5	69	50	14	18	30

### Collari in acciaio INOX AISI 304 TXR


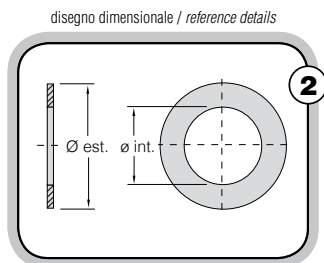
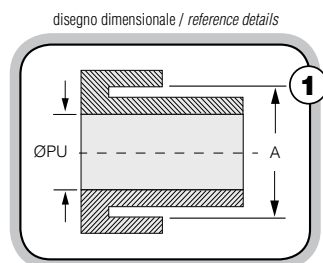
Clip collars STAINLESS STEEL AISI 304 TXR



Codice INOX STAINLESS STEEL Code	Tubo Conduit Ø	A	B	D	L	b	Confezione Package
	mm	mm					N° pz.
<b>TXR 16</b>	16,0	43	30	16	10	14	100
<b>TXR 20</b>	20,0	50	37	21	10	14	75
<b>TXR 25</b>	25,0	58	42	29	10	16	50
<b>TXR 32</b>	32,0	70	54	38	10	16	40
<b>TXR 40</b>	40,0	80	64	48	14	16	40
<b>TXR 50</b>	50,0	86	68	54	14	18	30

# Boccole terminali TZR e Guarnizioni

## Bushings TZR and Gaskets



### Settori di Impiego / Areas of application



### Caratteristiche / Characteristics:

Da utilizzare su tubi rigidi zincati o INOX quando non è previsto l'utilizzo del raccordo, a protezione della parte terminale dei tubi che potrebbe essere tagliente e quindi danneggiare i cavi durante l'infilaggio

To be used on rigid conduits of galvanised steel or stainless steel when not foreseen the use of fittings, in order to protect the final part of conduits that could be sharp and so, it could damage cables during the threading

### Boccole terminali TZR / Bushings TZR

Codice Code	A mm	Ø PU mm	Confezione Package N° pz.	Temp. di esercizio Temperature range	
				-60°C	+60°C
60816	16,0	14,0	100		
60820	20,0	18,0	100		
60825	25,0	22,5	50		
60832	32,0	29,5	50		
60840	40,0	37,5	50		
60850	50,0	47,5	25		
60863	63,0	60,5	25		

### Caratteristiche / Characteristics:

Da utilizzare sul filetto di collegamento della raccorderia alle apparecchiature, quadri, ecc. per garantire l'IP67 già disponibile sull'accoppiamento Tubo / Raccordo

To be used on connection thread of fittings to equipments, switchboards, etc. to assure IP67 available for the combination Conduit / Fitting

### Guarnizioni / Gaskets

Codice Code	Filetto Thread GAS	Filetto Thread PG	Filetto Thread METRICO	Ø int. mm	Ø est. mm	Confezione Package N° pz.	Temp. di esercizio Temperature range	
							-15°C	+70°C
60601	3/8"	-	M16*1,5	17,0	24,0	100		
60602	1/2"	13,5	M20*1,5	21,0	27,0	50		
60603	3/4"	-	M25*1,5	26,5	34,0	50		
60604	1"	-	M32*1,5	33,0	43,0	25		
60605	1*1/4	-	M40*1,5	42,0	55,0	25		
60606	-	-	M50*1,5	51,0	59,5	25		
60607	-	-	M63*1,5	63,5	76,0	25		
60608	1/4"	7	-	13,2	20,0	100		
60609	-	9	-	15,5	20,0	100		
60610	-	11	-	18,8	24,0	100		
60611	-	16	-	22,5	27,0	50		
60612	-	21	-	28,5	34,0	50		
60613	-	29	-	37,0	43,0	25		
60614	-	36	-	47,0	55,0	25		
60615	-	42	-	54,0	60,0	25		
60616	2"	48	-	60,0	76,0	25		
60617	1*1/2	-	-	48,0	58,0	25		